

Project	Type	Notes
---------	------	-------

# MHT LIGHTING

PoE FIXTURE


Line Voltage Fixture

## UC Series LED UNDER CABINET Series

### FEATURES

- PoE Enabled that works with Inspextor
- 0-10V Line Voltage Available

### GENERAL INFORMATION

Applications	Bathrooms / Corridors / Other interior applications
Warranty	5-Year Warranty
Construction	Die-formed Steel Construction. Designed For Under Cabinet Installations. Lens: White Polycarbonate
Certifications	

### PRODUCT DATA

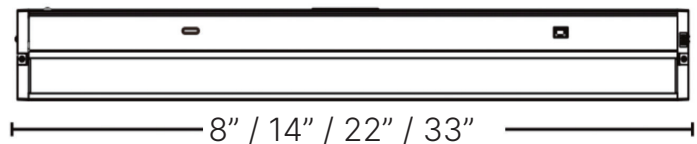
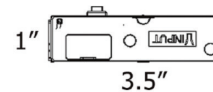
Electrical	Non-Integrated PoE Low Voltage Driver Node or 0-10V LED Driver
Mounting	Surface mounted
Lumens	350 - 1,350 Lumens
Max Input Power	PoE/Line Voltage: 4W to 15W
CRI	> 90
CCT	3000K/3500K/4000K/5000K
L70 Lifetime	> 50,000 Hours
Rated Lifespan	> 50,000 Hours
Dimensions	8-4E - 8" x 3.5" x 1" 14-8E - 14" x 3.5" x 1" 22-10E - 22" x 3.5" x 1" 33-15E - 33" x 3.5" x 1"

ORDERING INFO: Sample Code - MHTI-UC-SC-8-4E-3K

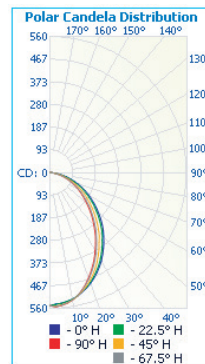
Series	Size & Wattage	Color Temperatures	Options
MHT-UC			
PoE: MHTI-UC-SC	8-4E - 8" 4W 14-8E - 14" 8W 22-10E - 22" 10W 33-15E - 33" 15W	3K - 3000K 35K - 3500K 4K - 4000K 5K - 5000K	(Blank) - Standard in White



### DIMENSIONS



### PHOTOMETRICS



Center Beam fc	Beam Width	
	Center Beam fc	Beam Width
1.5ft	243 fc	3.3 ft 2.5 ft
3.0ft	60.7 fc	6.6 ft 5.1 ft
4.5ft	27.0 fc	9.9 ft 7.6 ft
6.0ft	15.2 fc	13.2 ft 10.2 ft
7.5ft	9.71 fc	16.5 ft 12.7 ft
9.0ft	6.74 fc	19.8 ft 15.2 ft

■ Vert. Spread: 95.5°  
 ■ Horiz. Spread: 80.5°

### FIXTURE PERFORMANCE

Model	Max Wattage	Lumens /Watt
MHT-UC-8-4W	4W	100 lm/W
MHT-UC-14-8W	8W	100 lm/W
MHT-UC-22-10W	10W	100 lm/W
MHT-UC-33-15W	15W	100 lm/W

