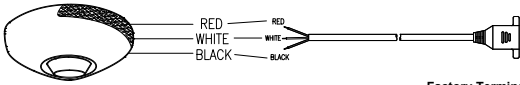


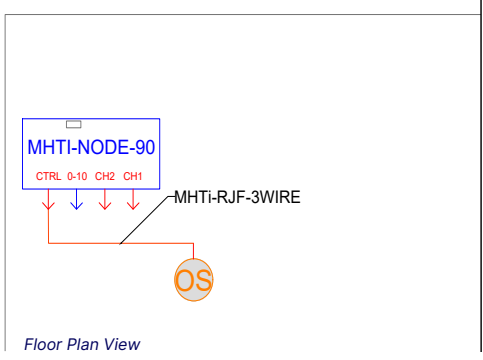
CM SERIES

MHTi-RJF-3WIRE

Wiring Notes:
- 20 / 3 Field wiring should not exceed 35'
- MHTi-RJF-3WIRE cannot not be shortened.

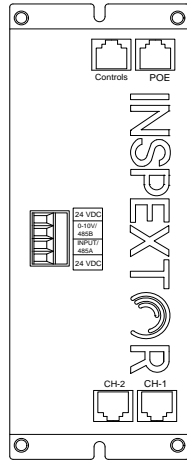


Factory Terminated Ethernet Cable to Controls Port



Floor Plan View

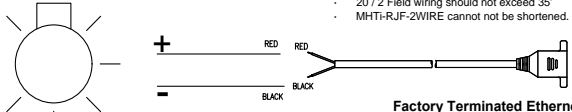
MHTi-NODE-90



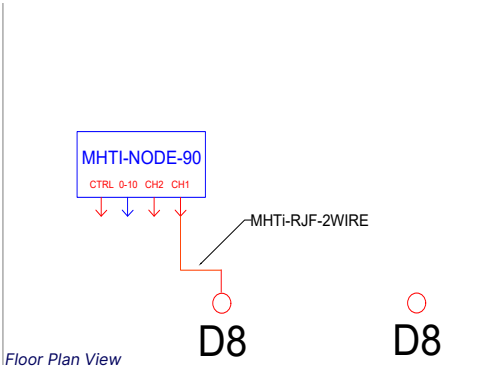
- Recommended use with Active High Low Voltage occupancy sensors
- Controls Device Must all be in the same cluster as the Node
- Controls Device cannot exceed .5 Amp at 24V

MHTi-RJF-2WIRE

Wiring Notes:
- 20 / 2 Field wiring should not exceed 35'
- MHTi-RJF-2WIRE cannot not be shortened.

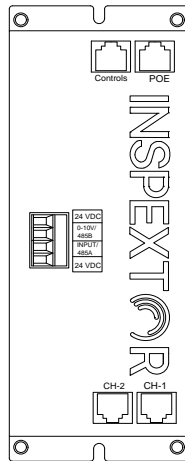


Factory Terminated Ethernet Cable to CH-1 or CH-2



Floor Plan View

MHTi-NODE-90



- Combined Fixture Load should not exceed 60 Watts.
- Do not shorten Cabling

