MHT Technologies

SMART DESK ANATOMY

USB-C to USB-C (POWER + A/V)

19.5V CURVED MONITOR

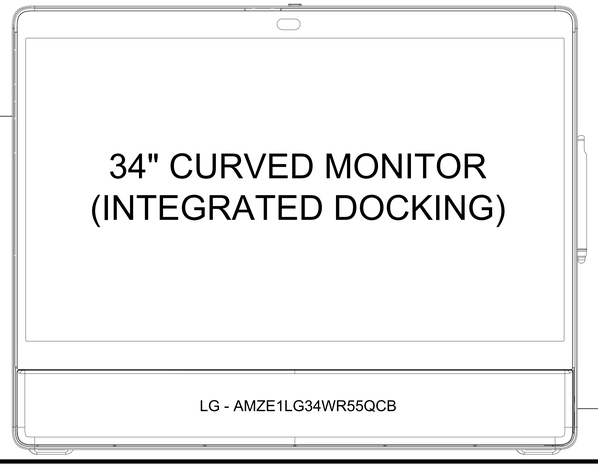



GENERIC LAPTOP

DATA

ABOVE THE DESK SURFACE:
Third Party Equipment

Desk Surface

BELOW THE DESK SURFACE:
Third Party Desk System

Desk Circuits

- MHTi-NODE-90-CCUV provides power to MHTi-SMD-INT-L
- A USB Powered Task Light can be utilized if required

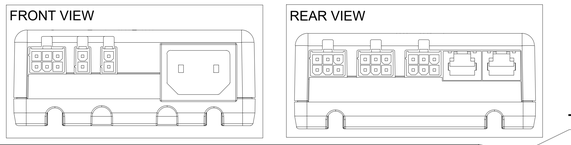

TO LIFT COLUMNS

TO HEIGHT CONTROLS KEYPAD

ANTI COLLISION SENSOR (OPTIONAL)

TO LIFT COLUMNS

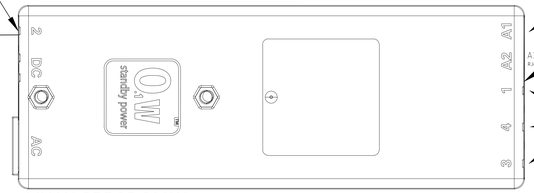

LINAK CBD6S 300W

CBD6S 300W PORT DESCRIPTIONS	
PORT	PART DESCRIPTION
A1/A2	CONTROL PORTS FOR CONNECTION OF DESK PANELS A1/A2 ARE PARALLEL PORTS
AC	CONNECTION TO AC POWER
DC	CONNECTION TO THE BATTERY BOX BA001
1 TO 4	SOCKETS FOR POWER OUTPUT TO DL/B DESK COLUMNS

DATA

BELOW THE DESK SURFACE:
MHTi-SMD-KIT

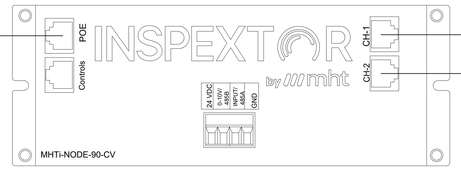

MHTi-NODE-90-CCUV

CATEGORY CABLE

To PSE

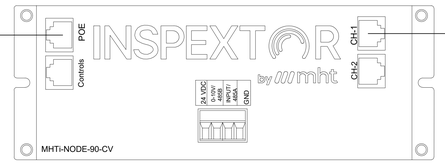

MHTi-NODE-90-CCUV

19.5V DC POWER

NODE COMMUNICATION / AUXILIARY PORTS

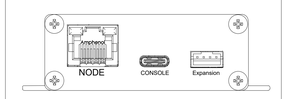

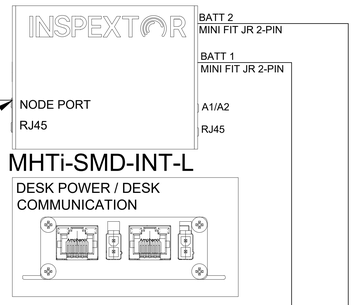

INDICATOR LIGHTS FOR POWER AND COMMUNICATION STATUS

MHTi-SMD-INT-L

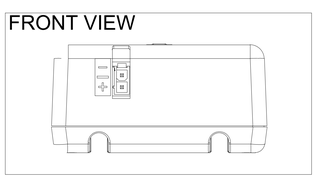

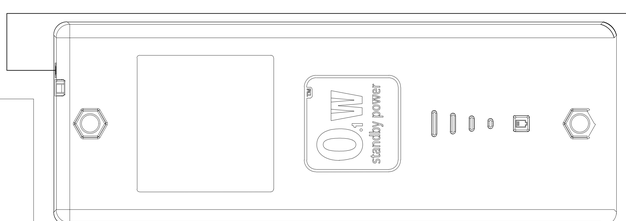

LINAK BATTERY BOX BA001

MHT Technologies			Drawing Title: MHT Smart Desk Anatomy
Scale: N/A		Sheet:	
Drawn by: Adam Rodrigues	Checked by:	Approved by: Adam Rodrigues	Date: 05JAN2026
Sheet No.			Revision: D-4

REV.	DATE	DESCRIPTION
D-2	11/05/2025	MHT Smart Desk Anatomy - 34" MONITOR OPTION
D-3	12/02/2025	MHT Smart Desk Anatomy - 34" MONITOR OPTION
D-4	01/05/2026	MHT Smart Desk Anatomy - 34" MONITOR OPTION